

# COMfalcon<sup>®</sup> IoT

High-end VCI with Linux OS and mobile data transmission















# COMfalcon® IoT

The new high-end VCI with Linux operating system and IoT functionality thanks to mobile data transmission.

## Key Features

-  **4x independent CAN interfaces**
-  **LTE/2G**
-  **WLAN interface**
-  **LAN interface**
-  **Bluetooth optional**
-  **BroadR-Reach optional**
-  **Data logging, scripting, CAN**
-  **GNSS optional**
-  **Housing with integrated bumper**
-  **Protection class IP44**

## The Vehicle Communication Interface – new standards in the service sector

COMfalcon® IoT combines the robustness of our proven interfaces with the latest interfaces and features. Thanks to modern LTE (2G fallback) communication, you can transmit data at any time and from anywhere. Remote diagnostics or even flash-over-the-air applications, such as on an integrated on-board telemetry are thus possible at any time, even in the handheld area. Other wireless interfaces include WLAN and Bluetooth 5.0 LE to establish a connection to a diagnostic device. In addition, the device also has a LAN interface and a BroadR-Reach interface for broadband data exchange. The VCI can be connected to a vehicle via four independent CAN (CAN FD ready) channels.

## Housing and status indicators

The COMfalcon® IoT has a IP44 housing with bumper as well as extremely stable heavy-duty connectors. A software configurable trigger function for easy and individual data recording is also integrated. Thanks to its compact design and high shock resistance, COMfalcon® IoT can be used in various areas of the automotive industry. Two multicolor LED bars and an LED status display always visualize the current status/error code of the device.

## Technical Data

CPU	32-bit microcontroller, Cortex-A9 (dual core)
RAM	512 MB DDR3
Memory	Up to 64 GB
CAN	4× galvanically isolated CAN interfaces acc. to ISO 11898 (CAN FD capable)
Baud rates	50 Kbit/s up to 5 Mbit/s
CAN Port	4× on 25-pol. D-Sub
BroadR-Reach	1× on 25-pol. D-Sub
LAN	M12 4-pin female connector 10/100 Mbit LAN
WLAN	1× acc. to IEEE 802.11b, g, n (internal antenna)
Bluetooth	1× optional 2.1+EDR, Power Class 1.5, BLE 4.0 and ANT
Mobile communications	LTE
LEDs	LAN status LED (green and yellow) WLAN/Bluetooth status LED (green and yellow) 4× CAN atatus LED (green and yellow)
Dimensions (l×w×h)	110 mm × 150 mm × 35 mm
Housing	Synthetic material, protection class IP44
Operating temperature	−40 °C up to +60 °C
Storage temperature	−40 °C up to +85 °C
Supply	via D-Sub 12 V – 24 V via round pole 12 V stabilised



## Customized cable harnesses

In addition to standard cable sets, customer-specific cable sets can be provided at any time. A 25 pin connector allows the VCI to connect to a vehicle via the customized or standardized (OBD/ISO) interface.

## Embedded diagnostics

Own embedded applications can be operated directly on the COMfalcon® IoT. This makes the connection to a third device (laptop or PC) obsolete. Information, such as flash routines or ECU descriptions, can thus be created and implemented on the VCI. This enables users to access the CAN or file system, for example. OTX workflows and ODX descriptions thus work out-of-the-box with the new COMfalcon® IoT. This allows applications to be rethought. Diagnostic applications can be implemented holistically on the VCI, with any LAN/WLAN-capable end device (WIN/MAC/Android) taking over the display. The embedded applications are portable and reusable for future Sontheim VCI generations.

## Controller and operating system

A powerful dual core controller, 500 MB of RAM and the integrated Linux operating system ensure maximum performance and flexibility. Data up to 64 GB can be stored on the integrated memory.

## Further functionalities

In addition, GNSS integration is available for the Vehicle Communication Interface. The current location is recorded and transmitted worldwide. In addition, the IoT Device Manager provides the appropriate cloud software. Whether updates-over-the-air or fleet management – the portal offers OEMs all the possibilities of a state-of-the-art analysis of all devices in the field.

## Order information

V930232600

COMfalcon® IoT



**Mobile Automation**



**Industrial Automation**



**Diagnostics**



**Connectivity**

**We are looking forward to your enquiry!**

**Sontheim Industrie Elektronik GmbH**

Georg-Krug-Straße 2  
D-87437 Kempten  
Phone: +49 (0)831 575900-0  
Fax: +49 (0)831 575900-72  
Email: [info@s-i-e.de](mailto:info@s-i-e.de)

**Sontheim Electronic Systems L.P.**

201 West 2nd Street  
52801 Davenport, USA  
Phone: +1 563 676 0260  
Fax: +1 934 3384  
Email: [info@sontheim-esys.com](mailto:info@sontheim-esys.com)

[www.s-i-e.de](http://www.s-i-e.de)